



Grange Park
Primary School

Welcome to year 1

Information for parents: September 2024



Year 1 Staff



Amanda -
Grasshopper
class
teacher/ Year
Group Lead



Jo - Dragonfly
Class teacher



Neha -
Butterfly
Class teacher



Sinead -
Ladybird
Class teacher
(M/T)



Puja -
Ladybird
Class teacher
(W/T/F)



Sarah - Year
group LSA



Soulla - Year
group LSA



Ronay - Year
group LSA

Year group Achievement Leader: Amanda

Playtime and Lunchtime

Playtime snacks are an important part of our school day, and we greatly appreciate your cooperation in helping us maintain a nut-free and health-conscious environment.

- Our school is nut-free. This means that we do not allow any snacks that contain nuts or nut products due to potential allergies among our children.
- We encourage our children to make healthy snack choices. Children are only allowed to bring in **fruit or vegetables** for a snack at play time, which have been washed beforehand. This is the same for afterschool snack (before the start of enrichment clubs).

We encourage all parents to make choices for their child's lunch together with them via the Pantry website, this way we avoid disappointment when they reach the hatch. If lunch hasn't been ordered in advance of the day, **your child will get a jacket potato.**

You may want to send a packed lunch with your child - please ensure this is also a healthy lunch. Items such as crisps and chocolates, while tasty, are high in sugar, unhealthy fats, and lead to energy spikes and crashes, which are not conducive to productive learning and play.

Donation of a book for Birthdays

Just a reminder that you are welcome to donate a book to the class rather than sending sweets on your child's birthday. The children across the school really enjoy reading these books. Teachers also put a sticker in the book to show who it's from.



I _____ have donated this book to the fabulous _____ class on my _____ birthday.



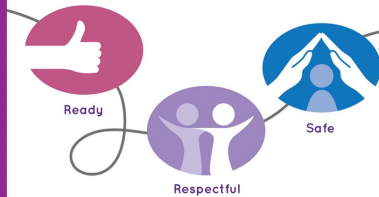
Behaviour for learning

- We have high expectations of children's behaviour in the classroom, when moving around the school and at play and lunchtimes.
- We recognise and celebrate positive behaviours wherever they are seen, using them as a model to inspire and share with others.
- Your support is invaluable in ensuring that children know and understand what is expected of them when in school, and that they accept their role in poor choices that have been made. We also will not necessarily feel that our choices need to be explained in detail as they are consistent and fair according to our behaviour for learning guidelines (found on the school website).
- We will also not discuss other children with yourselves as this does not safeguard those children.

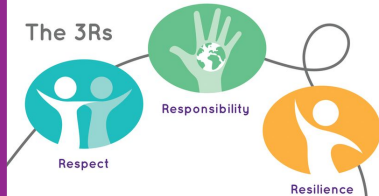
The Grange Park Way Behaviour Pathway



The Grange Park Way The Big3



The 3Rs



Y1 toilets

- ◆ Year 1 have access to toilets in this corridor, children are encouraged to use the toilets during break times.
- ◆ Children are taught about good hygiene practices for example how to wash your hands.
- ◆ One key difference between the boys toilets in Reception and Year 1 is that the Year 1 toilets also have urinals. We have found this can be a new concept to children so please do speak to your children about what they are and how to use them correctly.

Terrific Toilets



- The 'Terrific Toilets' behaviour tweak - supports children to use the bathrooms around the school respectfully.
- The expectations are...

Autumn 1 learning connections

- As teachers we understand that learning is most successful when the children have had the opportunity to make connections with learning they have done in the past and will be doing in the future. Learning also should be organised and meaningful.

Year 1 Autumn 1: Our Local Environment

Curriculum connections




2 English

Reading

Recognise graphemes, digraphs and trigraphs.
Blend and segment sounds to read words with increasing accuracy and fluency.

Writing

A traditional tale
Talk for writing - Orally compose sentences prior to writing.
Write sentences and re read them to ensure they make sense.
Write an information text: Instructions
Consolidate spelling patterns for vowel digraphs and trigraphs.



1 Maths

Sort and count objects.

Count objects from a larger group.
Recognise number as words.
Count on from any number.
Count forwards and backwards
Compare groups by matching.
Use the vocabulary fewer more or the same
Use the vocab greater than, less than and equal to
Order and compare numbers.
Use number line to 0-10

0 Geography

Where are we in the world?

Create a map of the school's local area noting important landmarks such as: school, shops, hospital and doctors.
Develop knowledge about the United Kingdom and its locality.
Name, locate and identify characteristics of the four countries and capital cities of the United Kingdom and its surrounding seas.

1 D&T

A fruit feast

Design, make and evaluate a fruit feast.
Research and describe a variety of fruits.
Experiment with a range of utensils to grate, peel and cut fruit.
Create a recipe card.



Grange Park Primary School Year 1 Autumn 1 Design and Technology

A Fruit Feast

Key People and Events	Key Knowledge and Skills	Key Vocabulary
855 AD Apples have grown for thousands of years and are well known to Ancient China, Egypt, Greece and Rome. They have been popular throughout the centuries to the present day.	Fruit/Veg grown in the UK 	fruit Parts of a plant that contain seeds that can be eaten. vegetable Parts of a plant that can be eaten.
1847 Alfred Newczerezal of Davos invented the first peeler.	Peeling <p>Learn how to peel in the direction away from the body.</p>	design criteria Goals that must be met to make the project successful. produce Grow or make a natural product.
The eatwell plate 	Cutting <p>Know how to use scissors safely.</p>	harvested Gathered from crops. climate The weather in an area.
	Grating <p>Learn how to use a grater independently.</p>	utensils A tool or container. cut Make an opening using a tool.
	Squeezing <p>Know how to use a squeezer to extract juice.</p>	slice Something cut from a larger portion. peel Remove the outer covering or skin from a fruit or vegetable.
	Slicing <p>Know how to use a bridge hold or claw grip to secure items so they can be cut safely.</p>	grate Make small shreds of food. healthy diet Eating food from a variety of food groups to get the energy and nutrients that your body needs.
	Hygiene when handling food. <p>Hands are washed. Hair is tied back. Aprons are worn. Sleeves are rolled up. Any cuts are covered.</p>	hygiene Things done to stay clean. ingredients Food you need to put together a dish or meal.
	Utensil names <p>Grater, peeler, knife, lemon squeezer, spoon, chopping board.</p>	evaluate Deciding if you've done something the best way, and looking at what could be improved.
	Sensory vocabulary <p>Sweet, sour, juicy, crisp, sharp, crunchy.</p>	



Our topics for this year

	Autumn 1	Autumn 2	Spring 1	Spring 2	Summer 1 and 2
Year 1 History/ Geography	Our Local School Environment: Key human and physical features of the school – map of the school and its surrounding local area	Incredible Inventors: Changes within living memory e.g. telephone, television, first ATM. Significant people e.g. the Wright brothers and Thomas Edison	Wheely Great Transport: How public transport in London has changed over time – how buses have developed to now (electric buses and impact on environment)	Wicked Weather: Seasons and weather patterns in Australia and Lapland	A journey into Space: Life of and significant events related to Neil Armstrong, Tim Peake and the Wright brothers
Year 1 Art/D&T	Food: Design, make and evaluate a fruit fondue	Freestanding structures: Design, make and evaluate a chair suitable for a soft toy	Sliders and levers: Design, make and evaluate sliders to move a vehicle along a road	Draw/Paint: Own compositions inspired by indigenous Australian artists	Print/Paint/Collage: Own compositions representing space inspired by the artist Peter Thorpe

The curriculum

We ensure our pupils experience a broad and balanced curriculum and have a long-term memory of an ambitious body of knowledge.

Our coherently planned curriculum uses the National Curriculum as the basis for subject content and expectations. It is planned and sequenced, so that new knowledge and skills build on what has been taught before, towards clearly defined **end points**. It informs what pupils need to know and be able to do to reach those points.

These endpoints can be found on our website in the curriculum tab.

[English - Grange Park Primary School](#)

[Mathematics - Grange Park Primary School](#)

Home School Diary and Reading Record (purple books)

- Home School Diaries are used in KS1. These contain support materials for maths, RWI, spelling lists, handwriting, recommended reads and question stems to support reading at home
- They also contain all digital logins for the children
- These books need to be in school each day
- This is where parents should record their child's daily reading, note new and tricky words they have read, and where you will find our school word of the week to practise and use in everyday conversation.

Week Commencing Date: _____

READING LOG		
Book and Date	Comments	Sign

WORD OF THE WEEK

WORDS I HAVE FOUND TRICKY FROM MY READING BOOK

NEW WORDS FROM MY READING BOOK

Home School Diary and Reading Record (purple books)

- Children will be sent home with a RWI (or banded book once they complete RWI) and one reading for pleasure book
- We will write in their reading diary to communicate child's progress
- Each class visits the Reading Hub. Children select a book to take home for the week and it is scanned out. A book must be returned the following week to be able to select a new book.

Reading hub days:

Grasshopper: Thursday

Dragonfly: Wednesday


Butterfly: Tuesday

Ladybird: Friday

- For additional information on reading at Grange Park, along with further recommended reads, please visit our [website](#)


Home School Diary and Reading Record (purple books)

- At Grange Park we take handwriting and presentation very seriously.
- We use the Nelson Handwriting scheme and you can find some guidance for this in the children's Home School Diary.




Getting ready to write

Are you sitting comfortably with both feet on the floor?




Are you holding your pencil correctly?



Is your paper at the correct angle?



Handwriting Checklist

- ? Are you forming your letters correctly?
 - ? Are any letters too tall or too short?
 - ? Are any descenders too long or too curly?
 - ? Is there a space between your letters?
 - ? Is there a space between your words?
 - ? Are you making the four joins correctly?
 - Diagonal joins to letters without ascenders
ai, ar, un
 - Diagonal joins to letters with ascenders
ab, ul, it
 - Horizontal joins to letters without ascenders
ou, vi, wi
 - Horizontal joins to letters with ascenders
ol, wh, ot
- 



Special events, trips and visitors

- Trips in Year 1: Local area walk, Church visit, Transport museum, Woodcroft wildspace, Freshwater theatre, Wonderdome.
- Remember to look at the News Roundup for dates of all forthcoming events

Parents, please be reminded that while our trips do ask for voluntary contributions, please do contribute as much as you can as trips, workshops and visitors will have to be cancelled if we don't get enough contributions





Class assemblies and concerts

- Class assemblies take place in the round hall:
 - Ladybird: Friday 15th November 2024
 - Grasshopper: Friday 31st January 2025
 - Butterfly: Friday 9th May 2025
 - Dragonfly: Friday 4th July 2025
- There will also be a Year 1 singing concert in the Spring.

The playgrounds

You may have noticed that over the Summer term (last year) we slowly introduced 'loose parts' to the playgrounds. This allows children to manipulate and change their environment, bringing opportunities for creative and imaginative play. This will continue to be developed over the course of this year so please look out for requests for donations.

We are also lucky enough to have fixed equipment throughout our playgrounds for children to climb and enjoy when supervised.

All of these enhancements do have strict risk assessments in our school so we ask for you please not to allow your children to play on/with the equipment before or after school.



IT at Grange Park

- As you are aware, children from year 1 - year 6 have a Chromebook at Grange Park
- In Year 1, children will begin using Chromebooks for a range of educational activities. They might use them to conduct simple research, exploring topics guided by their teachers. Programs like Sketchpad will allow them to draw diagrams and express creativity through digital art. Additionally, platforms such as Spelling Shed will help them practice spelling skills in an interactive and engaging way, supporting their literacy development while becoming familiar with technology.
 - At school we teach online safety discreetly and through parts of the curriculum, we monitor use and ensure that the equipment is for the sole use of your child. Children are given adequate time off the chromebooks.
 - Must be brought to school daily, fully charged
 - Ensure it is treated with care
 - Ensure use is monitored at home - the chromebooks are for educational purposes only, and to be used by your child only



Chromebook Agreement

- Will be receiving an agreement to sign this month along with a video to watch
- Must be brought to school daily, fully charged
- Ensure it is treated with care
- Ensure use is monitored at home - the chromebooks are for educational purposes only, and to be used by your child only

Unfortunately sometimes accidental damage does happen, in this instance we ask for 50% of what the trust paid for the chromebook, which is currently £85, lost chargers are £24.70 and lost cases are £6.50.

You will always receive an email to let you know that this payment will be added to your Arbor. If you have any questions or queries relating to this, you can always speak with the class teacher or our school office team.

Please help your children to look after their chromebooks at home by transporting them to and from school in the cases provided and avoid eating and drinking whilst using them.



IT safety

Parents, please ensure you are also monitoring your child's IT use on their other personal devices.

Age Restrictions for Social Media Platforms

What is the minimum age for account holders on these social media sites and apps?

Under 13



13+



16+



18+ or 13 with parent's permission



17+





Voluntary contributions

We are **grateful** that volunteers, fundraisers and voluntary donations help provide some of our valuable learning experiences. However, **our school budget is increasingly stretched, as funding for schools is significantly lower** than previous years.

Any parent wishing to make either a **one off donation, a termly or monthly donation** can do so through **Arbor**. There is no fixed amount, any amount is **sincerely appreciated**.

Additionally, if parents are aware of any organisations or companies interested in sponsoring the school, please feel free to reach out and inform us if you have any leads or contacts.

Forest School at Grange Park

Each year group (Nursery - Y6) has been timetabled over the course of the year. You will be provided with more information prior to your child taking part in Forest School.



Home Learning

- This consolidates your child's learning and is very important
- Home Learning expectations are also set out very clearly for parents on the website: [Home learning guidance](#)
- A home learning timetable is uploaded to the children's Google classroom every week to ensure they are able to navigate with ease



Home Learning Guidance: Year 1

- All home learning is set on a Friday and due back the following Friday morning (at the latest)
- Home learning is set out on a weekly timetable that includes useful links in order for children and adults to access it easily. These timetables also include additional subscriptions and optional home learning.
- When home learning is submitted on the Google Classroom there will be an acknowledgement by the teacher.

	Reading	Writing	Maths	Humanities	Additional
Year 1	<p>1 reading for pleasure book sent home. Read to the child by their parent/s.</p> <p>1 Read, Write, Inc book. Read daily, reading records signed once a week.</p> <p>Children still learning single set one sound: sound book.</p>	<p>Fortnightly English task. This is a range of punctuation, grammar and writing activities (paper based then move onto Google Classroom as soon as the children receive their 1:1 chromebooks).</p> <p>Word of the week (2 words sent home to be used and practised).</p> <p>Spelling shed: set weekly, daily practise.</p>	<p>Fortnightly Maths task set and submitted on Google classroom.</p> <p>Numbots (subscription) - optional.</p>	<p>Humanities project set on the Google Classroom.</p>	<p>Weekly knowledge organiser shared with the children and adults</p> <p>Specific pre learning/overlearning packs targeted at specific children</p> <p>Throughout the year, Growth Mindset and Acts of Kindness home learning can be set.</p> <p>Computing: 3 weekly cycle : Howdou, touch typing, esafety.</p>



Year 1 home learning timetable
Week beginning 21.4.23

SpellingShed	Maths	Computing	English
<p>The spelling rule for this week is words with er as in gerbil.</p> <p>There are 23 words with the er sound. Most of the words you can sound out so learn the ones you do not know.</p> <p>You can use Spelling Shed to practise your spellings. All children now have SpellingShed logins in their diaries. You can use the QR code or type in your login and password. You can play the spelling games to practise your spellings for the week.</p> <p>You can access EdSheed here.</p> <p>Spelling for this week:</p> <p>fern herbal herb inert herd merlin perch perfect fern permit fern servant verb shebet adverb sterling alert terminal adverb verbal alert different expert</p>	<p>This week we have been learning to count in 2s,5s and 10s.</p> <p>If you feel you benefit from overlearning content and new vocabulary, look at the links below. These activities are optional.</p> <p>Counting in 2s</p> <p>Counting in 10s</p> <p>Counting in 5s</p>	<p>This week</p> <p>Touch typing on https://www.typingclub.com/ for 20 minutes.</p> 	<p>The word of the week is - satellite</p> <p>In astronomy, a satellite is an object that orbits (goes around) a planet. There are several hundred natural satellites, or moons, in our Solar System.</p> <p>Yesterday a satellite weighing 15 tonnes was successfully placed in orbit.</p>  <p>Challenge: Write two sentences for each word.</p>



Statutory assessments

Year 1 Phonics screening test will take place in June 2025.

The check is made up of 40 words, and usually lasts 5-10 minutes. Some words are real words, and others are nonsense, or 'alien' words, that help to show if pupils can work out how to decode words they haven't seen before.

The check helps us to see:

- How pupils are progressing in phonics
- Where to provide additional teaching support


The check may not be appropriate for some pupils. We'll let you know if we think this is the case for your child.



Resources

Children from Year 1 - Year 6 have been asked to bring their own pencil case and stationary to school. This enables children to take care and have a sense of responsibility for their belongings.

- 1 x Clear pencil case (20cm X 12cm) e.g. [Clear Pencil Case](#)
- 1 x A glue stick e.g. [Pritt Glue Stick Amazon link](#)
- 3 X HB pencils ([Staedtler Noris/Yellow and Black HB](#)) e.g. [HB Pencils](#)
- 1 x Purple pen (ball point) [Purple Pens](#)
- 3 x Whiteboard pens [Whiteboard Pens](#).
- 1 x Black handwriting pen (Y4-Y6 only) [Handwriting Pens](#)
- 1 x Sharpener [Pencil Sharpener](#)
- 1 x Rubber [Rubber](#)
- 6x Colouring Pencils [colouring pencils](#)
- Box of tissues for the classroom [Tissues](#)



School uniform - on the website:

Grange Park Primary School Uniform

It is very important that ALL children come in the correct school uniform and footwear, including PE kits, parents will be notified if the children are not in correct uniform.

Girls

- Purple sweatshirt/cardigan (with logo)
- White or grey polo shirt (with logo)
- Grey pinafore/skirt/trousers (no leggings please)
- Purple and white gingham summer dress
- Grey summer shorts
- Black shoes (strong and flat heeled) or plain black trainers (no logos or colour on trainers)
- White socks
- Grey/black tights

Boys

- Purple sweatshirt (with logo)
- White or grey polo shirt (with logo)
- Grey trousers
- Grey summer shorts
- Black shoes (strong and flat heeled) or Plain black trainers (no logos or colour on trainers)
- Grey/black socks

Other

- Purple fleece and/or reversible coat (with logo)
- Purple woolly hat and baseball cap (with logo)
- Purple/white/black/grey hair ribbons/bobbles/hairbands and hijabs
- Wellingtons/boots in wet or snowy weather (to be removed when children enter the school building)
- Purple PE bag (with logo)
- Purple book bag (with logo)
- Purple rucksack - small and large available (with logo)

Please ensure that all items of uniform, PE kit and other belongings are clearly labelled with your child's name.

For health and safety reasons no jewellery should be worn with the exception of religious items, stud earrings and watches. Make-up and nail polish are not permitted.

School uniform - on the website: Grange Park Primary School Uniform



Our PE days are: **Tuesday** and **Wednesday**

Children should wear their branded PE kit on the days they have PE.

Children must remove all earrings and watches before PE and games lessons.

PE Kit

- Black shorts
- White OR purple PE T-shirt (with logo)
- Black plimsolls or plain black trainers (not studded please and separate to the shoes worn during the day)
- Grey winter sweatshirt (with logo)
- Grey winter joggers (with logo)
- Leggings and other colour joggers/sweatshirts are not permitted
- Light mac in sac (with logo)

Communication

If you need to communicate something that is **not urgent**:

- Write a note in the Home School Reading Book and ask your child to give it straight to the teacher
- Leave a message with the school office to be passed on, telephone or send an email to office@grangeparkprimary.org
- Speak to us informally after school once the class has been safely dismissed

For urgent matters, please telephone or email the school office to make an appointment at a mutually convenient time (staff members can not come out of class to meet).

There are many staff members you can speak to:

- 1) Teacher/support staff
- 2) Achievement leader: more serious concerns that cannot be resolved by speaking to the teacher
- 3) Assistant/Deputy Headteacher: concerns that cannot be resolved through the teacher or achievement leader

Arbor

- Arbor is our primary communication platform for connecting with parents. Through Arbor, we send out letters, reminders, and facilitate the booking of enrichment clubs and Learning Conversation appointments.
- We hope that all parents have signed up for Arbor. The parent app can be downloaded from the Play Store for Android phones or the Apple Store for iPhones.
- If you have any questions or haven't received an email with your login details (please check your spam folder), contact the school office.
- Please note: you will no longer receive any communication via ParentMail.



Parent Workshops

We also communicate with parents through parent workshops. Look out for these in the Autumn 1 term:

Date	Workshop
Wednesday 18 September 9:15am	English conversation classes start - Round Hall
Thursday 19 September - 5pm	Secondary transfer Meeting - Round Hall
Friday 27 September - 3:30pm	Secondary transfer application support - Round Hall
Friday 4 October - 3:30pm	Home learning surgery - Round Hall
Thursday 10 October - 9am	Y1 Phonics - Round Hall



GPPSA

- Our Parents Association, the GPPSA brings the school community together to raise funds for various school projects - currently we are saving to build a small farm as part of our outdoor education experiences
- There will be an AGM soon in Round Hall - All welcome!
- New faces and fresh ideas are always well received and everyone is given a warm welcome
- Meetings are held approximately 2 a half term just before pick up on a Friday at school
- Who are the parent reps for these classes?

Thank you!

We are excited to work alongside you to support your child's learning and growth. Your support and partnership are invaluable to us. Should you have any questions or concerns throughout the year, please do not hesitate to reach out.

Here's to a fantastic year of learning, discovery, and success!

