



**Grange Park**  
Primary School



# Welcome to Dragonfly class

## Information for year 1 parents: September 2023

# Staff

Class teacher: Jo



Support staff: Diane/Anna/ Soulla



Year group Achievement Leader:  
Amanda



# Attendance and Punctuality

- Children achieve most when they are in school on time every day. We have a whole school target of 97% attendance. A positive and prompt start to the day is important for the whole class in order to feel confident, settled and to achieve their best
- Our day starts with a meet and greet with the adult welcoming the children into the classroom, late children miss this opportunity and the adult misses the opportunity to touch in with each of the children
- Doors open from **8:45am** and children should be in class very soon thereafter
- Children arriving **after 08:55** will be marked late on the register
- If your child is ill or absent due to a dental or medical appointment, please notify the school via ParentMail. Wherever possible please book appointments outside school hours
- Parents must warn the office in advance of early collections
- Percentages for attendance and punctuality across the school are featured in our family assemblies and the school Newsroundup




# End of the day

The day ends at 3:25pm for all the children in Reception - year 6:

- Please collect your child from the classroom door.
- After school enrichment opportunities are offered please sign up via ParentMail.
- Wrap around care offered, Extend, information on the Website

After school enrichment clubs finish at 4:30pm, and the Extend Afterschool club finishes at 5:50pm.

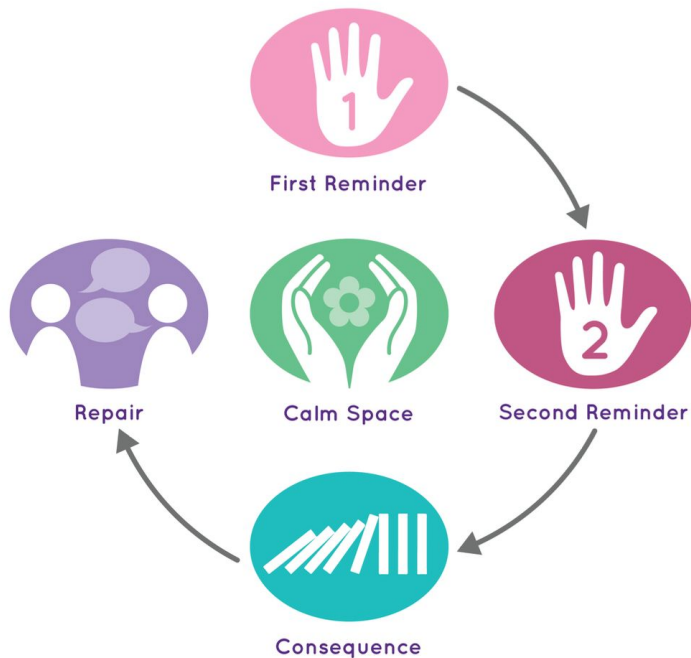


# Behaviour for learning

- We have high expectations of children's behaviour in the classroom, when moving around the school and at play and lunchtimes.
- We recognise and celebrate positive behaviours wherever they are seen, using them as a model to inspire and share with others.
- We expect children to follow 'The Grange Park Way' at all times and take responsibility for themselves, others and the environment.
- We have 3 step routines for all transitions and key points in the day to ensure the children understand our expectations and know how to follow them.
- Routines provide a sense of stability and predictability



## The Grange Park Way Behaviour Pathway



- If children are displaying unwanted behaviours (whether they are instigators or retaliators) we will support them to make positive choices using the Grange Park Behaviour Pathway. If they are unable to meet our expectations there are consistent and fair consequences followed by repair using a restorative approach.
- We expect the children to take ownership of these unwanted behaviours and therefore accept the school's consequences. We expect children to trust that all children involved have been treated consistently and fairly.
- Your support is invaluable in ensuring that children know and understand what is expected of them when in school, and that they accept their role in poor choices that have been made. We also will not necessarily feel that our choices need to be explained in detail as they are consistent and fair according to our behaviour for learning guidelines (found on the school website).
- We will also do not discuss other children with yourselves as this does not safeguard those children.

# We acknowledge positive behaviour by...

<b>Recognition</b>	<ul style="list-style-type: none"><li>● Positive notes - Proud Post slip</li><li>● 'Special Mention' in weekly celebration assembly followed by proud post slip</li><li>● Class recognition board</li><li>● Character/Values stickers</li><li>● 'Gotcha' tokens</li><li>● Headteacher/Deputy Headteacher awards</li></ul>
<b>Messages home</b>	<ul style="list-style-type: none"><li>● Phone calls</li><li>● Emails</li></ul>
<b>Always Star badge</b>	<ul style="list-style-type: none"><li>● For those children who 'go above and beyond'</li></ul>

# Y1 toilets

- ◆ Year 1 have access to toilets in this corridor, children are encouraged to use the toilets during break times.
- ◆ Children are taught about good hygiene practices for example how to wash your hands.
- ◆ One key difference between the boys toilets in Reception and Year 1 is that the Year 1 toilets also have urinals. We have found this can be a new concept to children so please do speak to your children about what they are and how to use them correctly.


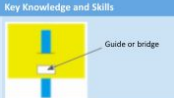
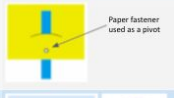






# Our learning connections

- As teachers we understand that learning is most successful when the children have had the opportunity to make connections with learning they have done in the past and will be doing in the future. Learning also should be organised and meaningful.

Grange Park Primary School Year 1 Spring 1 Design and Technology

Sliders and levers (mechanisms): A page with moving parts for an information book on the history of London transport

Key People and Events	Key Knowledge and Skills	Key Vocabulary
<p><b>1750</b></p> <p>The first movable books, called <i>Harlequinades</i>, had flaps which changed the stories and pictures.</p> <p><b>1862</b></p> <p>A German man called Luther Megeendorfer made the first book with levers. The levers made different parts of the pictures move.</p> 	<p><b>Simple slider with guide</b></p>  <p>Guide or bridge</p> <p><b>Simple lever</b></p>  <p>Paper fastener used as a pivot</p> <p>Sliders move from side to side and up and down</p>  <p>Front view of slider</p>  <p>Rear view of slider</p> 	<p><b>slider</b></p> <p>A rigid bar which moves backwards and forwards along a straight line.</p> <p><b>lever</b></p> <p>A rigid bar which moves around a pivot. Levers are used to many everyday products such as door handles, seesaws.</p> <p><b>pivot</b></p> <p>Fixed point that a lever rests on.</p> <p><b>mechanism</b></p> <p>A device used to create movement in a product.</p> <p><b>product</b></p> <p>An item designed to do a particular job.</p> <p><b>guide or bridge</b></p> <p>A short card strip used to keep sliders in place and control movement.</p> <p><b>slot</b></p> <p>The hole through which a lever or slider is placed to enable part of a picture to move.</p> 

Grange Park Primary School

## Year 1 Autumn 1: Our Local Environment

Curriculum connections




2  
0

### English

**Reading**  
Recognise graphemes, digraphs and trigraphs.  
Blend and segment sounds to read words with increasing accuracy and fluency.

**Writing**  
A traditional tale  
Talk for writing - Orally compose sentences prior to writing.  
Write sentences and re read them to ensure they make sense.  
Write an information text: Instructions  
Consolidate spelling patterns for vowel digraphs and trigraphs.



1  
1  
0  
2

### Maths

Sort and count objects.  
Count objects from a larger group.  
Recognise number as words.  
Count on from any number.  
Count forwards and backwards  
Compare groups by matching.  
Use the vocabulary fewer more or the same  
Order and compare numbers.  
Use number line to 0-10

0  
2  
3

### Geography

**Where are we in the world?**  
Create a map of the school's local area noting important landmarks such as school, shops, hospital and doctors.  
Develop knowledge about the United Kingdom and its locality.  
Name, locate and identify characteristics of the four countries and capital cities of the United Kingdom and its surrounding seas.

1  
0

### D&T

**A fruit feast**  
Design, make and evaluate a fruit feast.  
Research and describe a variety of fruits.  
Experiment with a range of utensils to grate, peel and cut fruit.  
Create a recipe card.



# Our topics for this year

	Autumn 1	Autumn 2	Spring 1	Spring 2	Summer 1 and 2
<b>Year 1</b> History/ Geography	<b>Our Local School Environment:</b> Key human and physical features of the school – map of the school and its surrounding local area	<b>Incredible Inventors:</b> Changes within living memory e.g. telephone, television, first ATM. Significant people e.g. the Wright brothers and Thomas Edison	<b>Wheely Great Transport:</b> How public transport in London has changed over time – how buses have developed to now (electric buses and impact on environment)	<b>Wicked Weather:</b> Seasons and weather patterns in Australia and Lapland	<b>A journey into Space:</b> Life of and significant events related to Neil Armstrong, Tim Peake and the Wright brothers
<b>Year 1</b> Art/D&T	<b>Food:</b> Design, make and evaluate a fruit fondue	<b>Freestanding structures:</b> Design, make and evaluate a chair suitable for a soft toy	<b>Sliders and levers:</b> Design, make and evaluate sliders to move a vehicle along a road	<b>Draw/Paint:</b> Own compositions inspired by indigenous Australian artists	<b>Print/Paint/Collage:</b> Own compositions representing space inspired by the artist Peter Thorpe

# The curriculum

We ensure our pupils experience a broad and balanced curriculum and have a long-term memory of an ambitious body of knowledge.

Our coherently planned curriculum uses the National Curriculum as the basis for subject content and expectations. It is planned and sequenced, so that new knowledge and skills build on what has been taught before, towards clearly defined **end points**. It informs what pupils need to know and be able to do to reach those points.

**These endpoints can be found on our website in the curriculum tab.**

[English - Grange Park Primary School](#)

[Mathematics - Grange Park Primary School](#)

# Year 1 Learning end points

## **Reading :**

In reading, children should know their set 1, 2, 3 phonic sounds, decode words independently, and comprehend simple texts.

By summer children should be reading grey RWI books.

## **Writing:**

Writing skills should encompass legible handwriting, accurate spelling of common words, and the ability to construct complete sentences and basic compositions.

## **Maths:**

In mathematics, children should grasp number sense, addition, subtraction, and basic geometry concepts. They should count proficiently, compare numbers, measure, and recognize shapes.

# Home School Diary and Reading Record (purple books)

- Home School Diaries are used in KS1. These contain support materials for maths, RWI, spelling lists, handwriting, recommended reads and question stems to support reading at home
- They also contain all digital logins for the children
- These books need to be in school each day
- This is where parents should record their child's daily reading, note new and tricky words they have read, and where you will find our school word of the week to practise and use in everyday conversation.
- Ensure diaries are signed to show the child has finished reading the entire book as if it is not signed we will assume the book has not been read and it will not be changed.

Week Commencing Date: \_\_\_\_\_

READING LOG		
Book and Date	Comments	Sign

WORD OF THE WEEK

WORDS I HAVE FOUND TRICKY FROM MY READING BOOK


NEW WORDS FROM MY READING BOOK

# Home School Diary and Reading Record (purple books)

- Children will be sent home with a RWI (or banded book once they complete RWI) and one reading for pleasure book
- We will write in their reading diary to communicate child's progress
- On Tuesday Dragonfly class visits the Reading Hub. Children select a book to take home for the week and it is scanned out. A book must be returned the following week to be able to select a new book.
- Children can send in a birthday book to help us to celebrate their special days. We have labels to put inside the book naming the child who donated it. Please speak to us if you want some ideas about which books to buy
- For additional information on reading at Grange Park, along with further recommended reads, please visit our [website](#)


# Home School Diary and Reading Record (purple books)

- At Grange Park we take handwriting and presentation very seriously.
- We use the Nelson Handwriting scheme and you can find some guidance for this in the children's Home School Diary.




### Getting ready to write

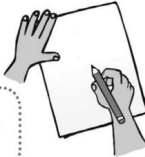
Are you sitting comfortably with both feet on the floor?




Are you holding your pencil correctly?



Is your paper at the correct angle?



## Handwriting Checklist

- ? Are you forming your letters correctly?
  - ? Are any letters too tall or too short?
  - ? Are any descenders too long or too curly?
  - ? Is there a space between your letters?
  - ? Is there a space between your words?
  - ? Are you making the four joins correctly?
    - Diagonal joins to letters without ascenders  
*ai, ar, un*
    - Diagonal joins to letters with ascenders  
*ab, ul, it*
    - Horizontal joins to letters without ascenders  
*ou, vi, wi*
    - Horizontal joins to letters with ascenders  
*ol, wh, ot*
- 



# Special events, trips and visitors

- Trips in Year 1: Local area walk, Church visit, Transport museum, Woodcroft wildspace, Freshwater theatre, Wonderdome.
- **Our class assembly in the Round Hall: Friday 9th February 2024**
- There will be a Year 1 singing concert in the Spring.
- Remember to look at the News Roundup for dates of all forthcoming events

Parents, please be reminded that while our trips do ask for voluntary contributions, please do contribute as much as you can as trips, workshops and visitors will have to be cancelled if we don't get enough contributions.



# IT at Grange Park

- In order to succeed in this ever-changing landscape, Connect Education Trust believes that its pupils are going to have to learn new skills later in their life. Roll out of 1:1 Chromebooks in 2020
- IT skills are taught in computing and then used across the curriculum to enhance learning.
- The children use many Apps at school. Some are facilitated by the teacher for example G Suite (Slides, Docs, Sheets, Jamboard, Earth, Drawings and Classroom), Google Expeditions, Nearpod, Flipgrid, ScreenCastify, ThingLink and Adobe Spark, and the children have logins for others:

Apps used by the children (with logins)	
Y1 - Y6	Spelling Shed
Y1 - Y6	Google Classroom
Y2 - Y6	TTRS
Y6	SATs companion
Y4 & Y5	Mirodo
Y1	Numbots

- Weekly spelling tests are completed on the spelling shed App when children receive their chromebooks but will be on whiteboards initially.

# Chromebooks

- Will be receiving an agreement to sign this week (Y1 only)
- Must be brought to school daily, fully charged
- Ensure it is treated with care
- Ensure use is monitored at home - the chromebooks are for educational purposes only, and to be used by your child only

At school we teach online safety discreetly and through parts of the curriculum, we monitor use and ensure that the equipment is for the sole use of your child. Children are given adequate time off the chromebooks.



# IT safety

Parents, please ensure you are also monitoring your child's IT use on their other personal devices.

## Age Restrictions for Social Media Platforms

What is the minimum age for account holders on these social media sites and apps?

### Under 13



### 13+



### 16+



### 18+ or 13 with parent's permission



### 17+





# Forest School at Grange Park

Chloe Goldsmith and Timothy Brooker are qualified Forest School leaders, and they plan for and deliver our Forest School program. They work closely with our teachers who also, at times, deliver the forest school curriculum.

Each year group (Nursery - Y6) has been timetabled over the course of the year. You will be provided with more information prior to your child taking part in Forest School.



# Forest School at Grange Park

The impact this program has on the children that have already had the experience is significant:

- Our Forest School program is multi-sensory and has supported the improvement of concentration and the motivation to learn.
- Our program has also supported our children to gain more independence and self-confidence.
- Our program has supported their skills to work together and collaborate in group tasks
- It also reduces anxiety and builds resilience
- We have noted the improvement in the children's communication skills.
- Our program also has a significant impact on children with any additional needs.

# Home Learning

- Home Learning expectations are also set out very clearly for parents on the website: [Home learning guidance](#)
- A home learning timetable is uploaded to the children's Google classroom every week to ensure they are able to navigate with ease.
- Year 1 children will receive homework and spellings on paper until they are issued their chromebooks.



## Home Learning Guidance: Year 1

- All home learning is set on a Friday and due back the following Friday morning (at the latest)
- Home learning is set out on a weekly timetable that includes useful links in order for children and adults to access it easily. These timetables also include additional subscriptions and optional home learning.
- When home learning is submitted on the Google Classroom there will be an acknowledgement by the teacher.

	Reading	Writing	Maths	Humanities	Additional
Year 1	<p>1 reading for pleasure book sent home. Read to the child by their parent/s.</p> <p>1 Read, Write, Inc book. Read daily, reading records signed once a week.</p> <p>Children still learning single set one sound: sound book.</p>	<p>Fortnightly English task. This is a range of punctuation, grammar and writing activities (paper based then move onto Google Classroom as soon as the children receive their 1:1 chromebooks).</p> <p>Word of the week (2 words sent home to be used and practised).</p> <p>Spelling shed: set weekly, daily practise.</p>	<p>Fortnightly Maths task set and submitted on Google classroom.</p> <p>Numbots (subscription) - optional.</p>	<p>Humanities project set on the Google Classroom.</p>	<p>Weekly knowledge organiser shared with the children and adults</p> <p>Specific pre learning/overlearning packs targeted at specific children</p> <p>Throughout the year, Growth Mindset and Acts of Kindness home learning can be set.</p> <p>Computing: 3 weekly cycle : Howdou, touch typing, esafety.</p>



Year 1 home learning timetable  
Week beginning 21.4.23

SpellingShed	Maths	Computing	English
<p>The spelling rule for this week is words with er or as in gerbil.</p> <p>There are 23 words with the er sound. Most of the words you can sound out so learn the ones you do not know.</p> <p>You can use Spelling Shed to practise your spellings. All children now have SpellingShed logins in their diaries. You can use the QR code or type in your login and password. You can play the spelling games to practise your spellings for the week.</p> <p>You can access EdShed <a href="#">here</a>.</p> <p>Spelling for this week:</p> <p>fern herbal herb invert herd merlin perch perfect fern permit fern servant verb shebet adverb sterling alert terminal adverb verbal alert different expert</p>	<p>This week we have been learning to count in 2s,5s and 10s.</p> <p>If you feel you benefit from <b>overlearning</b> content and new vocabulary, look at the links below. These activities are optional.</p> <p><a href="#">Counting in 2s</a></p> <p><a href="#">Counting in 10s</a></p> <p><a href="#">Counting in 5s</a></p>	<p>This week</p> <p>Touch typing on <a href="https://www.typingclub.com/">https://www.typingclub.com/</a> for 20 minutes.</p> 	<p>The word of the week is - <b>satellite</b></p> <p>In astronomy, a satellite is an object that orbits (goes around) a planet.</p> <p>There are several hundred natural satellites, or moons, in our Solar System.</p> <p>Yesterday a satellite weighing 15 tonnes was successfully placed in orbit.</p>  <p><b>Challenge:</b> Write two sentences for each word.</p>



# Statutory assessments

Year 1 Phonics screening test will take place in June 2024.

The check is made up of 40 words, and usually lasts 5-10 minutes. Some words are real words, and others are nonsense, or 'alien' words, that help to show if pupils can work out how to decode words they haven't seen before.

The check helps us to see:

- How pupils are progressing in phonics
- Where to provide additional teaching support

The check may not be appropriate for some pupils. We'll let you know if we think this is the case for your child.





# Resources

Children from Year 1 - Year 6 have been asked to bring their own pencil case and stationary to school. This enables children to take care and have a sense of responsibility for their belongings.

- 1 x Clear pencil case (20cm X 12cm) e.g. [Clear Pencil Case](#)
- 1 x A glue stick e.g. [Pritt Glue Stick Amazon link](#)
- 3 X HB pencils (Staedler Noris/Yellow and Black HB) e.g. [HB Pencils](#)
- 1 x Purple pen (ball point) [Purple Pens](#)
- 3 x Whiteboard pens [Whiteboard Pens](#).
- 1 x Black handwriting pen (Y4-Y6 only) [Handwriting Pens](#)
- 1 x Sharpener [Pencil Sharpener](#)
- 1 x Rubber [Rubber](#)
- 6x Colouring Pencils [colouring pencils](#)
- Box of tissues for the classroom [Tissues](#)





# School uniform - on the website:

## Grange Park Primary School Uniform

It is very important that ALL children come in the correct school uniform and footwear, including PE kits, parents will be notified if the children are not in correct uniform.

### Girls

- Purple sweatshirt/cardigan (with logo)
- White or grey polo shirt (with logo)
- Grey pinafore/skirt/trousers (no leggings please)
- Purple and white gingham summer dress
- Grey summer shorts
- Black shoes (strong and flat heeled) or plain black trainers (no logos or colour on trainers)
- White socks
- Grey/black tights

### Boys

- Purple sweatshirt (with logo)
- White or grey polo shirt (with logo)
- Grey trousers
- Grey summer shorts
- Black shoes (strong and flat heeled) or Plain black trainers (no logos or colour on trainers)
- Grey/black socks

Note: We are phasing in the grey polo shirts and purple PE T- shirts. Your child can continue to wear their white ones.

Please ensure that all items of uniform, PE kit and other belongings are clearly labelled with your child's name.

For health and safety reasons no jewellery should be worn with the exception of religious items, stud earrings and watches. Make-up and nail polish are not permitted.

# School uniform - on the website: Grange Park Primary School Uniform



Our PE days are: **Tuesday with Class teacher and Wednesday with the sports coaches.**

Children should wear their branded PE kit on the days they have PE.

Children must remove all earrings and watches before PE and games lessons.

## PE Kit

- Black shorts
- White OR purple PE T-shirt (with logo)
- Plain black trainers (not studded please and separate to the shoes worn during the day)
- Grey winter sweatshirt (with logo)
- Grey winter joggers (with logo)
- Leggings and other colour joggers/sweatshirts are not permitted
- Light mac in sac (with logo)



# School uniform - on the website: Grange Park Primary School Uniform

Additional items to purchase if your child would like to have them

## Other

- Purple fleece and/or reversible coat (with logo)
- Purple woolly hat and baseball cap (with logo)
- Purple/white/black/grey hair ribbons/bobbles/hairbands and hijabs
- Wellingtons/boots in wet or snowy weather (to be removed when children enter the school building)
- Purple PE bag (with logo)
- Purple book bag (with logo)
- Purple rucksack - small and large available (with logo)

# Communication

If you need to communicate something that is **not urgent**:

- Write a note in the Home School Reading Book and ask your child to give it straight to the teacher
- Leave a message with the school office to be passed on, telephone or send an email to [office@grangeparkprimaryelt.org](mailto:office@grangeparkprimaryelt.org)
- Speak to us informally after school once the class has been safely dismissed

**For urgent matters**, please telephone or email the school office to make an appointment at a mutually convenient time.

There are many staff members you can speak to:

- 1) Teacher/support staff
- 2) Achievement leader: more serious concerns that cannot be resolved by speaking to the teacher
- 3) Assistant Headteacher: concerns that cannot be resolved through the teacher or achievement leader

# Communication

We also communicate with parents through parent workshops. Look out for these in the Autumn 1 term:

Date	Workshop
Wednesday 13 September - 9:15am	English conversation classes start - Round Hall
Thursday 14 September - 5pm	Secondary transfer Meeting - Round Hall
Friday 22 September - 3:25pm	Secondary transfer application support - Round Hall
Friday 29 September - 3:25pm	Home learning surgery - Round Hall
Monday 2 October - 5pm	The Grange Park Way (Behaviour for Learning Guidelines) - Round Hall



# GPPSA

- Our Parents Association, the GPPSA brings the school community together to raise funds for various school projects - currently we are saving to build a small farm as part of our outdoor education experiences
- The date for the next meeting will be confirmed and will be in the Round Hall - All welcome!
- New faces and fresh ideas are always well received and everyone is given a warm welcome
- Meetings are held approximately 2 a half term just before pick up on a Friday at school
- Who are the parent reps for this class?