



Grange Park
Primary School



Welcome to Monet class

Information for Year 6 parents: September 2022

Staff

Class teacher(s): Michael Robinson

Support staff: Jacqui Selwood

Year group Achievement Leader: Ian Gregory

Attendance and Punctuality

- Children achieve most when they are in school on time every day. We have a whole school target of 97% attendance. A positive and prompt start to the day is important for the whole class in order to feel confident, settled and to achieve their best
- Doors open from **8:45am** and children should be in class very soon thereafter
- Children arriving **after 8:55am** will be marked late on the register
- If your child is ill or absent due to a dental or medical appointment, please notify the school via ParentMail. Wherever possible please book appointments outside school hours
- Parents must warn the office in advance of early collections
- Percentages for attendance and punctuality across the school are featured in our family assemblies and the school Newsroundup



End of the day

The timings of the end of the day have changed to 3:25pm for all the children in Reception - year 6:

- Please collect your child from the area near the front gate
- Year 6 can walk home with permission given to the office
- Wrap around care offered, Extend, information on the Website

After school enrichment clubs will finish later, at 4:30pm, and the Extend After school club will finish at the same time as normal at 5:50pm.



Behaviour for learning

- We have high expectations of children's behaviour in the classroom, when moving around the school and at play and lunchtimes
- We have introduced 3 step routine
- We expect children to show consideration and take responsibility for themselves, others and the environment
- These character traits are summed up in our school values of Respect, Responsibility and Resilience
- Your support is invaluable in ensuring that children know and understand what is expected of them when in school
- We recognise and celebrate positive behaviours wherever they are seen, using them as a model to inspire and share with others










Our learning connections

- As teachers we understand that learning is most successful when the children have had the opportunity to make connections with learning they have done in the past and will be doing in the future. Learning also should be organised and meaningful.

Grange Park Primary School Year 1: Spring 1 Design and Technology

Sliders and levers (mechanisms): A page with moving parts for an information book on the history of London transport

Key People and Events	Key Knowledge and Skills	Key Vocabulary
<p>1750 The first movable books, called <i>harlequinades</i>, had flaps which changed the stories and pictures.</p> <p>1852 A German man called <i>Litner Megeandorfer</i> made the first books with levers. The levers made different parts of the pictures move.</p> 	<p>Simple slider with guide:</p>  <p>Guide or bridge</p> <p>Single lever:</p>  <p>Paper fastener used as a pivot</p> <p>Sliders move from side to side and up and down:</p>  <p>Front view of slider:</p>  <p>Rear view of slider:</p> 	<p>slider: A rigid bar which moves backwards and forwards along a straight line.</p> <p>lever: A rigid bar which moves around a pivot. Levers are used in many everyday products such as door handles, seesaws.</p> <p>pivot: Fixed point that a lever rests on.</p> <p>mechanism: A device used to create movement in a product.</p> <p>product: An item designed to do a particular job.</p> <p>guide or bridge: A short card strip used to keep sliders in place and control movement.</p> <p>slot: The hole through which a lever or slider is placed to enable part of a picture to move.</p> 

Grange Park Primary School

Year 5 Summer 2: What a Wonderful World

The Environment and Coastal Erosion

Curriculum connections

Grange Park Primary School

<p>4 English</p> <p>Fiction - Finding Tale <i>Kensuke's Kingdom - Michael Morpurgo</i> To use a range of writing tools such as 'show don't tell', personification, rhetorical questions and power of three to build descriptive paragraphs. To develop a character over a story arch. To explore different story structures including Flashbacks.</p> <p>Non Fiction - Persuasive Writing To use a range of cohesive devices to link ideas within and between paragraphs. To identify the purpose of a piece of writing and select the appropriate form to suit the reader. To start using the active and passive voice to achieve an intended effect.</p>	<p>4 Maths</p> <p>Addition and subtraction - Solve addition and subtraction multi-step problems, use rounding to check answers, use column method to solve addition and subtraction questions using numbers up to 4 digits.</p> <p>5 Multiplication and division - recognise and use square and cube numbers, factors and multiples, solve problems including all of the above; use written methods to multiply and divide 4 digit numbers.</p> <p>Fractions, decimals and percentages - add and subtract fractions with the same denominator or a denominator that are multiples of the same number; recognise mixed numbers and improper fractions and convert between the two, solve problems that involve converting between fractions, decimals and percentages</p> <p>Statistics - complete, read and interpret information in tables.</p> 
<p>4 Geography</p> <p>Geography - Environment and Coastal Erosion Understand the causes of global warming and what mankind is trying to do to reduce the impact. Understand that global warming will impact people differently across the globe. Know the key geographical features of coasts. Understand what causes coastal erosion, longshore drift and their effect on Walton-on-the-Naze.</p>	<p>5 D&T</p> <p>Switched and Circuits Design a fairground ride to be a new attraction at Walton on the Naze using simple circuits, switches and bulbs. Draw and annotate diagrams using circuit diagrams where appropriate. Produce detailed step-by-step plans Include a motor to turn ride/lights which can be switched on.</p> 

Grange Park Learning Quarter 2021

The curriculum

We ensure our pupils experience a broad and balanced curriculum and have a long-term memory of an ambitious body of knowledge.

Our coherently planned curriculum uses the National Curriculum as the basis for subject content and expectations. It is planned and sequenced, so that new knowledge and skills build on what has been taught before, towards clearly defined **end points**. It informs what pupils need to know and be able to do to reach those points.

These end points can be found on our website in the curriculum tab.

[English - Grange Park Primary School](#)

[Mathematics - Grange Park Primary School](#)

Reading records and Magpie books

Viper Reading Questions



Vocabulary:

- Look at the text, find one word that means ...
- What word closely matches with ... ?
- Which other words mean the same as ... ?

Inference:

- What evidence suggests the character is feeling ...?
- What impressions do you get of a setting or person?
- How do you know that (character) is feeling ...?

Predict:

- Find one piece of evidence to suggest that ...?

Explain:

- How do you know that ...?
- What does this phrase suggest about the characters actions ...?
- In what ways are two characters or settings the same or different?

Retrieve:

- What 2 things are you told about the character?
- What did someone do in order to ... as a result of ...?
- What was revealed when ...?

Summarise:

- Which phrase best describes what happened in chapter ...?
- Which of the following statements would be the most suitable summary?

- Reading Diaries are used in KS2. These contain support materials such as spelling lists, recommended reads and question stems to support reading at home, as well as space for book reviews and favourite books
- These books double up as Magpie Books, providing the children with space to note down interesting words and phrases spotted in their reading
- **These books need to be in school each day**
- Children will be sent home with one banded book and one reading for pleasure book
- INSERT how you will communicate child's progress
- Whole class reading 3 x per week, reading for fluency x 1
- INSERT day class visits the Reading Hub. How children will change books
- Children can send in a birthday book to help us to celebrate their special days. We have labels to put inside the book naming the child who donated it. Please speak to us if you want some ideas about which books to buy
- For additional information on reading at Grange Park, along with further recommended reads, please visit our [website](#)



Special events, trips and visitors

- From 3 - 7 October - PGL
- Bletchley Park, Young Shakespeare Company visit
- Come Learn With Me - Wed 9 November 9 -10:15
- Our class assembly in the Round Hall: w/c 23 January 2023
- End of year production in July
- Remember to look at the News Roundup for dates of all forthcoming events

Parents, please be reminded that while our trips do ask for voluntary contributions, please do contribute as much as you can as trips, workshops and visitors will have to be cancelled if we don't get enough contributions

IT at Grange Park

- In order to succeed in this ever-changing landscape, Connect Education Trust believes that its pupils are going to have to learn new skills later in their life. Roll out of 1:1 Chromebooks in 2020
- IT skills are taught in computing and then used across the curriculum to enhance learning.
- The children use many Apps at school. Some are facilitated by the teacher for example G Suite (Slides, Docs, Sheets, Jamboard, Earth, Drawings and Classroom), Google Expeditions, Nearpod, Flipgrid, ScreenCastify, ThingLink and Adobe Spark, and the children have logins for others:

Apps used by the children (with logins)	
Y1 - Y6	Spelling Shed
Y1 - Y6	Google Classroom
Y2 - Y6	TTRS
Y6	SATs companion
Y4 & Y5	Mirodo
Y1	Numbots

- Weekly spelling tests are completed on the Spelling Shed App

Chromebooks

- Must be brought to school daily, **fully charged**
- Ensure it is treated with care
- Ensure use is monitored at home - the chromebooks are for educational purposes only, and to be used by your child only

At school we teach online safety discreetly and through parts of the curriculum, we monitor use and ensure that the equipment is for the sole use of your child. Children are given adequate time off the chromebooks.



IT safety

Parents, please ensure you are also monitoring your child's IT use.

Age Restrictions for Social Media Platforms

What is the minimum age for account holders on these social media sites and apps?

Under 13



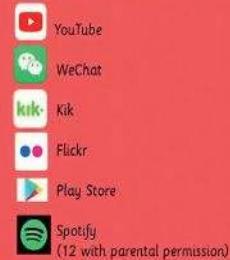
13+



16+



18+ or 13 with parent's permission



17+



Home Learning






- Home Learning expectations are also set out very clearly for parents on the website: [Home learning guidance](#)
- A home learning timetable is uploaded to the children's Google classroom every week to ensure they are able to navigate with ease



Home Learning Guidance: Year 6

- All home learning is set on a Friday and due back the following Friday morning (at the latest)
- Home learning is set out on a weekly timetable that includes useful links in order for children and adults to access it easily. These timetables also include additional subscriptions and optional home learning.
- When home learning is submitted on the Google Classroom there will be an acknowledgement by the teacher.

	Reading	Writing	Maths	Humanities	Additional
Year 6	1 Banded book and 1 reading for pleasure book sent home with the children. Record signed daily Monday-Friday. Bug club (additional reading material: optional). SATs companion reading task set weekly.	Grammar task set on the Google Classroom. Word of the week (2 words sent home to be used and practised). Spelling shed spelling set and practised daily.	SATs Companion maths task set weekly. Times Table Rock Stars daily practise.	Humanities project set on the Google Classroom.	Weekly knowledge organiser shared with the children and adults. Computing: 3 weekly cycle : Howdou, touch typing, esafety. Throughout the year Growth Mindset and Acts of Kindness home learning can be set.

Pre learning	SpellingShed	Maths	Computing	TTRS	English
<p>If you feel you benefit from overlearning or pre learning content and new vocabulary, click here to go through our topics for next week.</p> <p>Pre learning link</p> 	<p>Practice your spellings on Spelling Shed at least 3 times a week. You will be tested on Friday.</p> <p>EdShed link</p> <p>amateur ancient awkward criticise excellent foreign pronunciation symbol yacht equipment</p>	<p>Recap your learning on mixed and improper fractions on MyMaths. Remember to complete the lesson BEFORE answering questions.</p> <p>MyMaths link</p> 	<p>Complete the HowDoU assignments. Upload evidence of your badge.</p> 	<p>Practice your timetables on TTRS at least 3 times a week. There is a school competition where the 'best class gains a prize. Will it be us?'</p> <p>TTRS</p> 	<p>Rehearse your text map at least 3 times. Upload a video or audio clip of your performance.</p>  <p>Read for 15 minutes every day and record this in your reading record.</p> <p>Our 'Word of the Week' is: Ancestor Putrid</p>
<p>Humanities project: Early Islamic Civilisation Research a key figure from the Islamic Golden Age and present your findings as a poster, model, video, animation, powerpoint or painting. More information and ideas can be found here. The deadline for this half term's project is DATE.</p>					
<p>Knowledge organisers for this half term: Link here. Please use these to support your home learning.</p>					
<p>Additional subscription sites (optional home learning): Numbots link, Bug club link</p>					

Statutory assessments

- **Monday 8th May** - Punctuation and Grammar (50 marks) and Spelling (20 marks)
- **Tuesday 9th May** - Reading (50 marks)
- **Wednesday 10th May** - Maths Paper 1 Arithmetic (40 marks) and Maths Paper 2 Reasoning (35 marks)
- **Thursday 11th May** - Maths Paper 3 Reasoning (35 marks)

We will be carrying out half termly practice tests using old papers, so please do not complete these at home. We want a true reflection of the child's ability.

There are many other revision materials to use other than the previous tests, such as CGP books/tests. We will be providing children with Collins revision books, closer to the time.



Secondary Transition

On Thursday 15th September at 5:00pm, there will be a meeting to discuss the secondary transfer process in the round hall. On Friday 23rd September at 3:25, you can come to school for help with applying for a secondary place, using eAdmissions on computers set up in the round hall.

All information about the transition can be found on our school website:

YOU ARE HERE: Home ▶ Parents ▶ Secondary transfer 2023

Secondary transfer 2023

Please click on links below for further information:

- [Your Guide To Secondary Schools In Enfield 2023](#)
- [Secondary School Open Evenings Dates](#)
- [Step by Step Guide to Applying Online](#)
- [Breakdown of allocations at Enfield Schools](#)
- [Moving onto Secondary School 2023](#)
- [Medical Priority Guidance](#)
- [eAdmissions](#) - website to apply for a secondary place

PGL

For those children attending PGL (3 - 7 October) please ensure you fill out the medical consent questionnaire asap (see ParentMail). If you want your child to be included in pictures when on the trip you must ensure that you have given permission for all areas with the office.

Please ensure that no mobile phones are brought on the trip.


Those not attending PGL, will have an action packed week at school and are expected to attend every day.



Resources

Children from Year 1 - Year 6 have been asked to bring their own pencil case and stationary to school. This enables children to take care and have a sense of responsibility for their belongings.

- 1 x Clear pencil case (20cm X 12cm) e.g. [Clear Pencil Case](#)
- 1 x A glue stick e.g. [Pritt Glue Stick Amazon link](#)
- 3 X HB pencils ([Staedler Noris/Yellow and Black HB](#)) e.g. [HB Pencils](#)
- 1 x Purple pen (ball point) [Purple Pens](#)
- 1 x Whiteboard pen [Whiteboard Pens](#).
- 1 x Black handwriting pen (Y4-Y6 only) [Handwriting Pens](#)
- 1 x Sharpener [Pencil Sharpener](#)
- 1 x Rubber [Rubber](#)
- 6x Colouring Pencils [colouring pencils](#)
- Box of tissues for the classroom [Tissues](#)





It is very important that ALL children come in the correct school uniform and footwear, including PE kits, parents will be notified if the children are not in correct uniform.



School uniform

Grange Park Primary School Uniform

Nursery

- Purple sweatshirt (with logo)
- White polo shirt (with logo)
- Grey joggers (with logo)

Girls

- Purple sweatshirt/cardigan (with logo)
- White polo shirt (with logo)
- Grey pinafore/skirt/trousers (no leggings please)
- Purple and white gingham summer dress
- Grey summer shorts
- Black shoes (strong and flat heeled) or plain black trainers (no logos or colour on trainers)
- White socks
- Grey/black tights

Boys

- Purple sweatshirt (with logo)
- White polo shirt (with logo)
- Grey trousers
- Grey summer shorts
- Black shoes (strong and flat heeled) or Plain black trainers (no logos or colour on trainers)
- Grey/black socks

Please ensure that all items of uniform, PE kit and other belongings are clearly labelled with your child's name.

For health and safety reasons no jewellery should be worn with the exception of religious items, stud earrings and watches. Make-up and nail polish are not permitted.

School uniform



Our PE days are: Thursday and Friday

As was the case in 2021-22 academic year, children should wear their branded PE kit on the days they have PE. Children must remove all earrings and watches before PE and games lessons.

PE Kit

- Black shorts
- White PE T-shirt (with logo)
- Plimsoles or trainers (not studded please and separate to the shoes worn during the day)
- Grey winter sweatshirt (with logo)
- Grey winter joggers (with logo)
- Light mac in sac (with logo)

Other

- Purple fleece and/or reversible coat (with logo)
- Purple woolly hat and baseball cap (with logo)
- Purple/white/black/grey hair ribbons/bobbles/hairbands and hijabs
- Wellingtons/boots in wet or snowy weather (to be removed when children enter the school building)
- Purple PE bag (with logo)
- Purple book bag (with logo)
- Purple rucksack - small and large available (with logo)

Communication

If you need to communicate something that is **not urgent**:

- Write a note in the Home School Reading Book and ask your child to give it straight to the teacher
- Leave a message with the school office to be passed on, telephone or send an email to office@grangeparkprimaryelt.org
- Speak to us informally after school once the class has been safely dismissed

For urgent matters, please telephone or email the school office to make an appointment at a mutually convenient time.

There are many staff members you can speak to:

- 1) Teacher/support staff
- 2) Achievement leader: more serious concerns that cannot be resolved by speaking to the teacher
- 3) Assistant Headteacher: concerns that cannot be resolved through the teacher or achievement leader

Communication

We also communicate with parents through parent workshops. Look out for these in the Autumn 1 term:

- Thursday 15 September: Secondary transfer meeting: 5:00pm (Round Hall)
- Monday 12 September - Sunday 25 September: E-Safety training through Education Child Protection (available online)
- Wednesday 21 September: English Conversation classes taster: 9.15-10.30am (Round Hall)
- Thursday 22 September: Volunteer Coffee morning: 9am (Round Hall)
- Friday 23 September: Y6 Secondary transfer application support: 3:25pm (Round Hall)
- Wednesday 28 September, 5, 12 & 19 October: English Conversation classes parent sessions: 9.15-10.30am (Round Hall)
- Thursday 6 October: Y1 Phonics Workshop: 9am (Round Hall)
- Friday 7 October: Home learning surgery: 3:15-4pm (Round Hall)
- Thursday 13 & 20 October: Phonics workshop for reception: 9:00am (Round Hall)

Marvellous Me

- Marvellous Me is a great way for staff to share your child's achievements and successes with you and helps you to keep up with what has been happening at school
- You will continue to receive photos of work and events your child has been excited about, plus badges to show particular achievements in class
- If your child is new to the school, you will receive log-in details and information on how to access the App from the school office





GPPSA

- Our Parents Association, the GPPSA brings the school community together to raise funds for various school projects - currently we are saving to build a small farm as part of our outdoor education experiences
- AGM 3 October 6pm in Round Hall - All welcome!
- New faces and fresh ideas are always well received and everyone is given a warm welcome
- Meetings are held approximately 2 a half term just before pick up on a Friday at school
- Who are the parent reps for this class?